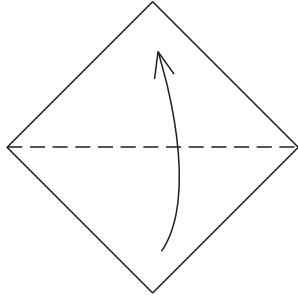
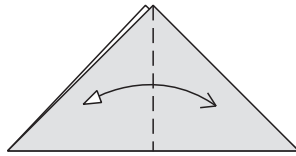


Peace Dove

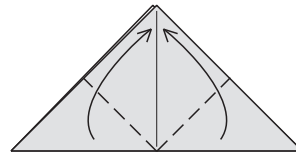
traditional



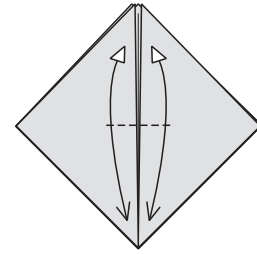
1. Valley fold in half.



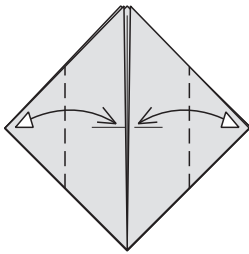
2. Precrease in half.



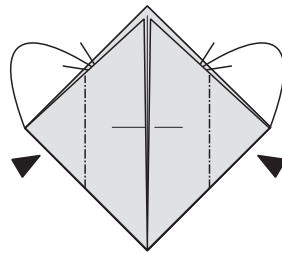
3. Valley fold the tips to the top.



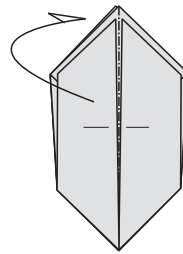
4. Precrease the top flaps along the middle.



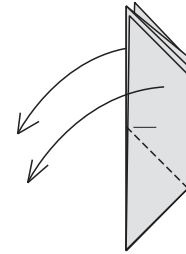
5. Precrease the sides to the center.



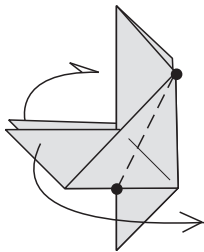
6. Reverse fold the sides.



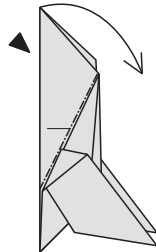
7. Mountain fold the model in half.



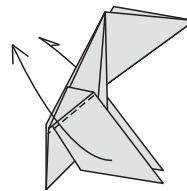
8. Valley down the side flaps as far as possible.



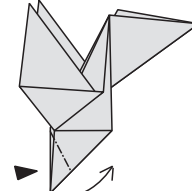
9. Valley fold between the indicated points. Repeat behind.



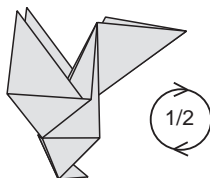
10. Reverse fold.



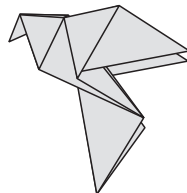
11. Valley up the side flaps.



12. Reverse fold the bottom point.



13. Rotate the model.



14. Completed Peace Dove.