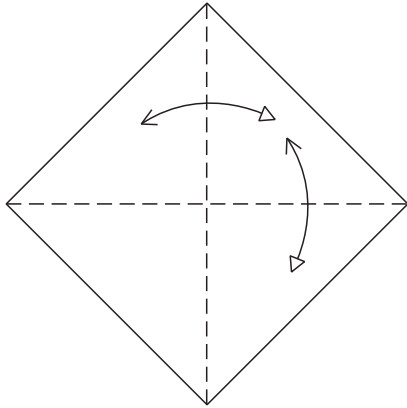
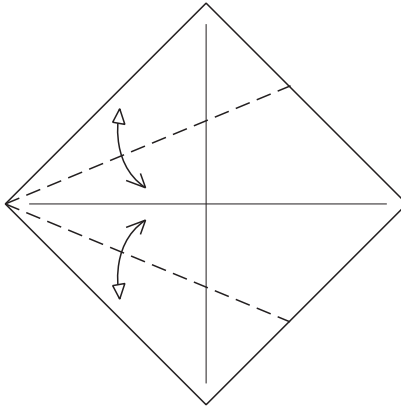


Whale

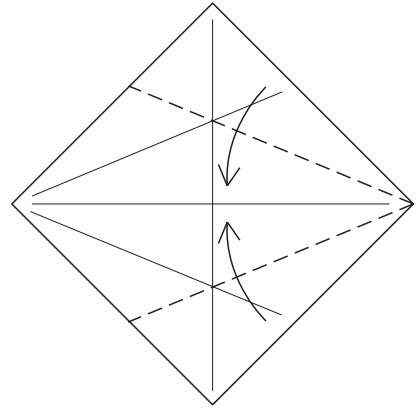
traditional



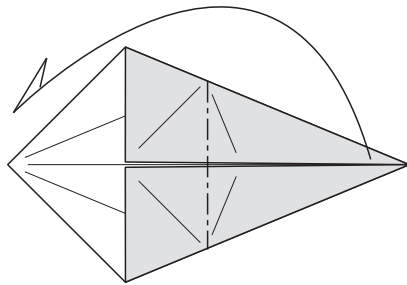
1. Begin with a square, white side up. Precrease along the diagonals.



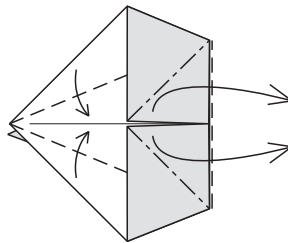
2. Valley fold the sides to the center and unfold.



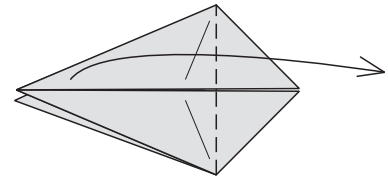
3. Valley fold the sides to the center.



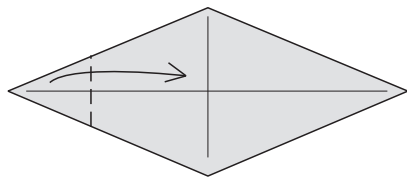
4. Mountain fold the point to meet the left side.



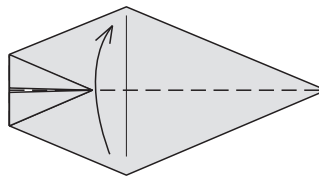
5. Pull the corners to the right, allowing the edges to lie along the center.



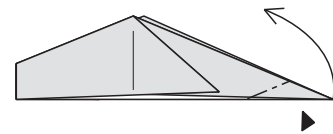
6. Valley fold the top flap over.



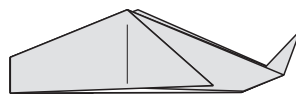
7. Valley fold the flap over. You can experiment with the distance.



8. Valley fold the model in half.



9. Reverse fold the right point upwards.



10. Completed Whale.