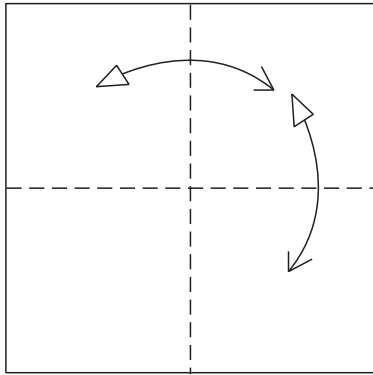
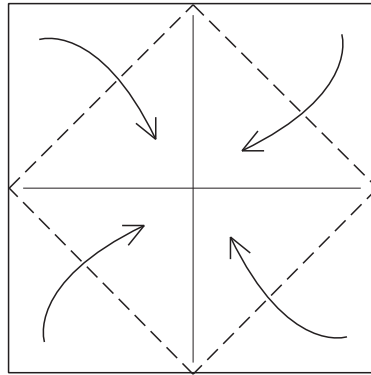


# Yakko-san (wrestler)

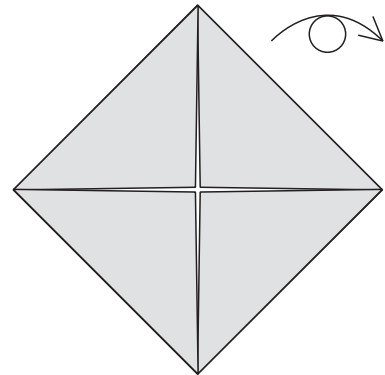
# traditional



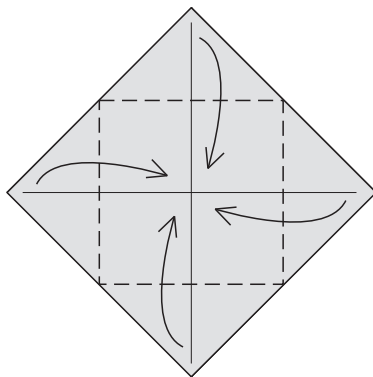
1. Begin with a square, white side up. Precrease in half both ways.



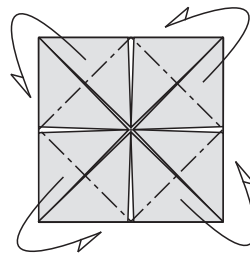
2. Valley fold the four corners to the center.



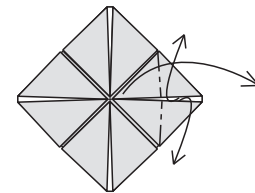
3. Turn over.



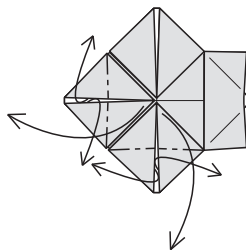
4. Valley fold the four corners to the center.



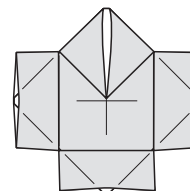
5. Mountain fold the four corners.



6. Spread apart the upper single layers, allowing the flap to swing to the right and squash flat.



7. Do the same squashing maneuver on two more flaps.



8. Completed Yakko-san.